














SHEEP REGISTRATION APPLICATION INSTRUCTION KEY

Registered sheep are expected to conform to the Breed Standards of the N-CSA. The Breed Standards can be found in the Flock Book and on the N-CSA website. The Standards focus on body and wool characteristics. It is important that owners take care to submit sheep with good mothering instincts, proper bites, sound bodies, quality wool, and reasonable personalities.

Section I: Information in Section I is REQUIRED. If you omit animal name the registrar will insert your flock prefix and tag #.

Each sheep must have a tag #. Tags are easily attached when a lamb is a few days old. Note lamb wool color as you tag. If you do not know the breeder, note the location where you acquired the sheep.

<p>Lamb/Adult Wool Color (pick one for each) Note the color in the blanket (mid-section) area of the fleece.</p> <table style="width: 100%; border: none;"> <tr> <td style="width: 50%;">White</td> <td style="width: 50%;">Dark Brown</td> </tr> <tr> <td>Off White</td> <td>Gray</td> </tr> <tr> <td>White w/ Dark Fibers</td> <td>Blue</td> </tr> <tr> <td>Tan/Apricot/Red</td> <td>Black w/ Light Fibers</td> </tr> <tr> <td>Tan w/ Gray</td> <td>Black</td> </tr> <tr> <td>Light Brown</td> <td>Jet Black</td> </tr> <tr> <td>Medium Brown</td> <td>Not Sure</td> </tr> </table>	White	Dark Brown	Off White	Gray	White w/ Dark Fibers	Blue	Tan/Apricot/Red	Black w/ Light Fibers	Tan w/ Gray	Black	Light Brown	Jet Black	Medium Brown	Not Sure	<p>Eyelids Note upper eyelid type for left and right eyes. Example: L1/R1.</p> <table style="width: 100%; border: none; text-align: center;"> <tr> <td>Type 1: Normal</td> <td>Type 2: Slight Break</td> <td>Type 3: Split often tufted</td> <td>Type 4: Split often has milky eye</td> </tr> <tr> <td></td> <td></td> <td></td> <td></td> </tr> </table>	Type 1: Normal	Type 2: Slight Break	Type 3: Split often tufted	Type 4: Split often has milky eye				
White	Dark Brown																						
Off White	Gray																						
White w/ Dark Fibers	Blue																						
Tan/Apricot/Red	Black w/ Light Fibers																						
Tan w/ Gray	Black																						
Light Brown	Jet Black																						
Medium Brown	Not Sure																						
Type 1: Normal	Type 2: Slight Break	Type 3: Split often tufted	Type 4: Split often has milky eye																				
																							
<p>Horns (pick one or two)</p> <table style="width: 100%; border: none;"> <tr> <td style="width: 50%;">Polled</td> <td style="width: 50%;">Multiple</td> </tr> <tr> <td>Scurs</td> <td>Fused</td> </tr> <tr> <td>Two</td> <td>Not Sure</td> </tr> </table>	Polled	Multiple	Scurs	Fused	Two	Not Sure	<p>Photos Attach two photos. 1) Photo from the side showing face/horns, fleece (4-12 months growth), and legs. 2) Photo of the rear showing tail and back legs (recently shorn is ideal). You may also attach a newborn photo. Use photo quality paper and label clearly with animal name/tag #.</p>																
Polled	Multiple																						
Scurs	Fused																						
Two	Not Sure																						
<p>Fleece Sample Attach a fleece sample (1-2 locks) taken from the mid-side of the body. Minimum 4 months fleece growth (6-12 months is ideal). Label sample with animal name/tag #.</p>	<div style="text-align: center;">  <p style="margin-left: 100px;">Take wool sample from middle of side</p> </div>																						

Section II: We encourage you to fill in what you know about the pedigree. Pedigrees help breeders make good management decisions about what parents produce the best lambs. Pedigrees are also critical to conserving genetic diversity.

Section III: Section III is optional. If you are interested in the genetics that make the N-C a colorful sheep, fill in what you know (or make your best guess). Recording information will help us learn from each other. For more information on color and patterns go to the Flock Book or the N-CSA website.

<p>Base Color (pick one) Black Brown Not Sure (only pink visible at points) If you see black anywhere, select BLACK.</p> <p>Agouti Patterns (pick one or two) White/Tan (Awt) Light Badgerface (Albf) Badgerface (Ab) Gray (Ag) Gray & Tan (Agt) Blue (Abf) English Blue (Aeb) Black/Brown & Tan (At) Swiss Markings (Asm) Lateral Stripe (Als) Self-Color (solid, throws pattern) (Aa) Not Sure (A_)</p> <p>Genetic shorthand (<i>in parentheses</i>) may be used.</p>	<p>Spotting (pick one) Yes No Not Sure</p> <p>Spotting often shows up as bright white at the points (blaze, cap, anklets, socks, tail tip). It can also look random.</p> <p>Extension/Color Dominant (pick one) Yes No Not Sure</p> <p>If the sheep has a pattern select NO. If it is solid black or brown it may have received at least one dominant color gene. Select YES or NOT SURE.</p> <p>Other Possible Traits</p> <table style="width: 100%; border: none;"> <tr> <td style="width: 33%;">Blue Dilute</td> <td style="width: 33%;">Churra</td> <td style="width: 33%;">Topknot</td> </tr> <tr> <td>Brown Dilute</td> <td>Brockle-face/legs</td> <td>Mane</td> </tr> <tr> <td>Dark Brown</td> <td>Wattles</td> <td>Other</td> </tr> </table>	Blue Dilute	Churra	Topknot	Brown Dilute	Brockle-face/legs	Mane	Dark Brown	Wattles	Other
Blue Dilute	Churra	Topknot								
Brown Dilute	Brockle-face/legs	Mane								
Dark Brown	Wattles	Other								